

# Single Payment Scheme

## Cross Compliance Handbook for England

Supplement for 2007

## Other existing publications on the Single Payment Scheme

---

<b>Title</b>	<b>Defra publication no.</b>
<i>Set-aside Handbook and Guidance for England 2006 edition</i>	PB 11304
<i>Set-aside Handbook and Guidance for England 2007 supplement</i>	PB 12275
<i>Cross Compliance Handbook for England 2006 edition</i>	PB 11305
<i>Cross Compliance Handbook for England 2006 edition supplement</i>	PB 11917
<i>Cross Compliance Guidance for Soil Management 2006 edition</i>	PB 11162
<i>Cross Compliance Soil Protection Review</i>	PB 11160
<i>Cross Compliance Guidance for the Management of Habitats and Landscape Features 2005 edition</i>	PB 10222C

To order more copies of this supplement (quoting reference PB 12276) or others from the list above, contact:

Defra Publications  
Admail 6000  
London SW1A 2XX

Tel: 0845 955 6000  
Fax: 01709 881673

E-mail: [defra@cambertown.com](mailto:defra@cambertown.com)

## RPA publication on the Single Payment Scheme

---

*Single Payment Scheme Handbook and Guidance for England 2006*  
(or latest edition)

To order copies of this publication, telephone the RPA Customer Service Centre on 0845 603 7777

# Contents

<b>A. Introduction</b>	2
<b>B. Where to find the latest cross compliance standards</b>	4
<b>C. New Statutory Management Requirements</b>	6
<b>D. Amendments to cross compliance standards</b>	19
<b>E. Additional information about cross compliance</b>	27
<b>F. Future changes to legislation</b>	31
<b>G. Appendices</b>	32
Appendix 1. List of Statutory Management Requirements	32
Appendix 2. GAECs and SMRs affecting key farming activities	35
Appendix 3. Mutilations and interventions allowed under Statutory Management Requirements 16–18	37
Appendix 4. Useful contacts and publications	45

## A. Introduction

- i. The *Cross Compliance Handbook for England 2006 edition* sets out the cross compliance requirements and standards. This supplement details the new Statutory Management Requirements for 2007 and updates other cross compliance requirements for 2007 and subsequent years. It includes important information that you should read in conjunction with the *Cross Compliance Handbook for England 2006 edition* (referred to in this supplement as 'the Handbook') and the *Cross Compliance Handbook for England 2006 edition supplement* (referred to in this supplement as 'the 2006 Supplement'). This supplement can be kept in the flap provided inside the back cover of the Handbook. For easy reference, Section B of this supplement contains a list of all the cross compliance standards you need to follow from 1 January 2007, including those from the Handbook and the 2006 Supplement.
- ii. This supplement does not take the place of the law but simply explains what you need to do.
- iii. This 2007 supplement is published in place of a full Handbook for 2007. We hope that it will allow you to quickly find out about any changes that apply to you, without you having to read a full new handbook.
- iv. Some passages of text in this supplement update paragraphs from the original Handbook. These are signposted in the text by an 'H' in front of the paragraph number and also by a large arrow in the margin. For example, paragraph 44 of the Handbook has been replaced, and you will find that the new text has the prefix 'H44'.
- v. During 2007, we plan to begin work on a full 2008 Handbook, including a new design and format developed in consultation with the farming industry and stakeholders to be of greater benefit to you.

## Key changes for 2007

### New Statutory Management Requirements

- vi. There are three new Statutory Management Requirements (SMRs) on animal welfare, which are already applicable under domestic law. These are listed in Section C. These apply for cross compliance from 1 January 2007.

### Responsibility for cross compliance

- vii. Section E of this supplement contains further guidance and clarification on who bears responsibility for cross compliance.

### Incorporation of cross compliance into other schemes

- viii. Cross compliance has been incorporated into agreements under the new Rural Development Regulation which governs land-based schemes including Environmental Stewardship, the Hill Farm Allowance (HFA), the new Energy Crops scheme and the English Woodland Grant Scheme. Section E lists these changes, which apply for any new agreements starting after 1 January 2007.

### Changes to existing standards

- ix. Section D contains a number of individual standards which have changed since the Handbook and 2006 Supplement were published. While some standards have been completely updated, other standards have only minor changes. In this case, the standards are given only in part.

### Future changes

- x. Section F includes a number of changes that have been or are expected to be made to cross compliance standards in 2007 due to changes in domestic legislation. A number of the anticipated changes are not yet confirmed as they are subject to parliamentary approval.

## B. Where to find the latest cross compliance standards

This table gives you the publications and page and paragraph references for finding the cross compliance standards for 2007 onwards.

Standards which change with this supplement are highlighted.

<b>Measure</b>	<b>Location</b>
Permanent pasture	<b>Handbook</b> pages 14–15, paras 23–30
GAEC 1 General requirements for soil management and protection	<b>2007 supplement</b> pages 19–20, para. 94
GAEC 2 Post-harvest management of land	<b>Handbook</b> page 17, paras 35–36 <b>2007 supplement</b> page 20, para. 95
GAEC 3 Waterlogged soil	<b>Handbook</b> pages 17–18, paras 37–38
GAEC 4 Burning of crop residues	<b>Handbook</b> page 18, paras 39–43
GAEC 5 Environmental Impact Assessment: Uncultivated land and semi-natural areas	<b>2007 supplement</b> pages 20–22, paras 96 and 97
GAEC 5 Environmental Impact Assessment: Forestry	<b>Handbook</b> pages 19–20, paras 49–51
GAEC 6 Sites of Special Scientific Interest	<b>Handbook</b> pages 20–21, paras 52–56 <b>2007 supplement</b> page 22, paras 98 and 99
GAEC 7 Scheduled monuments	<b>Handbook</b> page 21, paras 57–59
GAEC 8 Public rights of way	<b>Handbook</b> pages 21–22, paras 60–66
GAEC 9 Overgrazing and unsuitable supplementary feeding	<b>Handbook</b> pages 22–23, paras 67–70 <b>2007 supplement</b> pages 22 and 23, para. 100
GAEC 10 Heather and grass burning	<b>Handbook</b> page 23, paras 71–74 <b>2007 supplement</b> page 31, para. 133
GAEC 11 Control of weeds	<b>Handbook</b> page 24, paras 75–77 <b>2007 supplement</b> page 31, para. 134
GAEC 12 Eligible land which is not in agricultural production	<b>Handbook</b> pages 24–26, paras 78–88
GAEC 13 Stone walls	<b>Handbook</b> pages 26–27, paras 89–91
GAEC 14 Protection of hedgerows and watercourses	<b>Handbook</b> pages 27–28, paras 92–103
GAEC 15 Hedgerows	<b>Handbook</b> pages 29–30, paras 104–115 <b>2007 supplement</b> page 31, para. 135
GAEC 16 Felling of trees	<b>Handbook</b> pages 30–31, paras 116–118
GAEC 17 Tree Preservation Orders	<b>Handbook</b> page 31, paras 119–122

<b>Measure</b>	<b>Location</b>
SMR 1 Wild birds	<b>Handbook</b> pages 32–34, paras 126–134 <b>2006 supplement</b> page 11, paras 44–45 <b>2007 supplement</b> pages 23–24, paras 101–103
SMR 2 Groundwater	<b>Handbook</b> page 35, paras 135–140
SMR 3 Sewage sludge	<b>Handbook</b> pages 35–36, paras 141–142
SMR 4 Nitrate Vulnerable Zones	<b>Handbook</b> pages 36–38, paras 143–159 <b>2007 supplement</b> pages 24–25, para. 104, and page 31, para. 136
SMR 5 Habitats	<b>Handbook</b> pages 38–39, paras 160–163 <b>2007 supplement</b> page 31, para. 137
SMR 6 Animal identification and registration – pigs	<b>Handbook</b> pages 39–40, paras 164–169 <b>2007 supplement</b> page 28, paras 113–115
SMRs 7 and 8 Cattle identification	<b>Handbook</b> pages 40–41, paras 170–172 <b>2007 supplement</b> page 28, paras 116–119, and page 31, para. 138
SMR 8a Animal identification and registration – sheep and goats	<b>Handbook</b> pages 41–42, paras 173–177 <b>2007 supplement</b> page 26, paras 105 and 106
SMR 9 Restrictions on the use of plant protection products	<b>Handbook</b> pages 42–44, paras 178–180
SMR 10 Restrictions on the use of substances having hormonal or thyrostatic action and beta-agonists	<b>Handbook</b> pages 44–45, paras 181–186
SMR 11 Food and feed law	<b>Handbook</b> pages 45–47, paras 187–194 <b>2006 supplement</b> pages 3–9, paras 5–37 <b>2007 supplement</b> page 26, para. 107
SMR 12 Prevention and control of Transmissible Spongiform Encephalopathies (TSEs)	<b>2006 supplement</b> pages 12–13, paras 50–52
SMR 13 Control of Foot and Mouth Disease	<b>Handbook</b> page 48, para. 198 <b>2006 supplement</b> page 14, paras 53–54
SMR 14 Control of certain animal diseases	<b>Handbook</b> pages 48–49, paras 201–202
SMR 15 Control of Bluetongue	<b>Handbook</b> page 49, para. 203
SMR 16 Welfare of calves	<b>2007 supplement</b> pages 10–12, paras 32–51
SMR 17 Welfare of pigs	<b>2007 supplement</b> pages 12–18, paras 52–93
SMR 18 Welfare of farmed animals	<b>2007 supplement</b> pages 6–10, paras 3–31

## C. New Statutory Management Requirements

1. There are three new SMRs which take effect from 2007 onwards. These SMRs apply if you keep animals (but not fish, reptiles or amphibians) on your farm to produce food, wool, skin or fur, or for other farming purposes. These requirements also apply to horses and dogs if they are used in the farming of the land. SMR 18 is described first as it applies to all farmed animals. SMR 16 lists extra requirements if you keep calves and SMR 17 deals with the requirements for keeping pigs.
2. Please note that the responsibilities of animal owners, landowners and graziers are covered in paragraph 120.

### SMR 18 Welfare of farmed animals

3. Cross compliance introduces no new requirements beyond those you already have to comply with under relevant legislation. You can find out more about your legal obligations and get advice on animal husbandry in the Defra *Codes of Recommendations for the Welfare of Livestock*, details of which can be found in Appendix 4. You are required by law to ensure that whoever directly attends to the animals is both familiar with the provisions of the relevant welfare code and can readily refer to them as necessary.
4. The Animal Welfare Bill is currently progressing through Parliament. We do not expect that there will be any changes to your legal requirements as a result of the Bill. If there are changes, they will be published on the Defra website and notified to stakeholders, and we will issue relevant press releases.

### Staffing

5. You must make sure that your animals are cared for by enough staff who have the appropriate ability, knowledge and professional skills.

### Inspection

6. You must thoroughly inspect your animals at least once a day to check that they are well, if you keep them in husbandry systems where their welfare depends on frequent human attention. In systems other than this, you must inspect them at the intervals necessary to ensure suffering is avoided. (You will find specific requirements relating to calves in SMR 16, paragraph 33.)

7. You must have enough lighting so that you can carry out a thorough inspection at any time. This lighting may be fixed or portable.
8. If any of your animals appear ill or injured, you must care for them immediately. If they do not respond to this care, you must get veterinary advice as soon as possible. If necessary, you must isolate sick or injured animals in suitable accommodation with dry comfortable bedding.

### **Keeping records**

9. You must keep a record of:
  - any medicinal treatment given to your animals; and
  - the number of deaths found when the animals are inspected.
10. You must keep these records for at least three years under animal welfare laws (from the date on which the medicinal treatment was given, or the date of the relevant inspection for deaths). You must make the records available to any authorised person at an inspection or when otherwise asked for.
11. We accept veterinary medicines records that you currently keep for other purposes for this requirement, providing they are sufficient for those purposes. The Veterinary Medicines Directorate (VMD) has produced a guidance note which explains fully the record-keeping requirements for veterinary medicinal products. Contact details are in Appendix 4 of this supplement.

### **Freedom of movement**

12. You must not restrict your animals' freedom of movement if this causes them unnecessary suffering or injury. You should take account of the species of animal, established experience and scientific knowledge. (There are specific requirements for calves in SMR 16, paragraph 30 and for pigs in SMR 17, paragraph 53.)
13. If your animals are continuously or regularly tethered or confined, you must give them enough space to avoid unnecessary stress. You must also allow them to exhibit their normal behaviour in line with established experience and scientific knowledge. (There are specific requirements relating to tethering – for calves in SMR 16, paragraphs 35 and 36, and for pigs in SMR 17, paragraphs 54 and 55.)

### **Accommodation, environment and equipment**

14. Materials used in building accommodation must not be harmful to your animals, for example lead paint or excessively rusting metal. This particularly refers to the pens, cages, stalls and equipment which your animals may come into contact with.

15. You must use materials that can be thoroughly cleaned and disinfected. You must also build and maintain accommodation so that there are no sharp edges or protrusions which could injure your animals.
16. You must keep air circulation, dust levels, temperature, relative air humidity and gas concentrations within limits which will not harm your animals.
17. When you keep animals in buildings, you must not keep them in permanent darkness. You must provide enough artificial lighting if there is not enough natural light in a building to meet the animals' biological needs and normal behaviour. In this case you must also give them an appropriate period of rest from artificial lighting. (Specific requirements for calves are given in SMR 16, paragraph 44, and for pigs in SMR 17, paragraph 63.)
18. When you do not keep your animals in buildings, if necessary you must give them protection from adverse weather conditions, predators and risks to their health. At all times they must have access to a well-drained lying area.
19. If you have any automated or mechanical equipment that is essential for the health and well-being of your animals, you must inspect it at least once a day to check that there are no faults with it. If you discover any faults, you must put these right immediately. If this is impossible, you must take appropriate steps to protect the health and well-being of your animals until you can get the fault put right. These steps may include using other methods of feeding and watering as well as methods of providing and maintaining a satisfactory environment.
20. If the health and well-being of your animals depends on an artificial ventilation system, you must have an appropriate back-up system which, if the main system fails, guarantees enough air renewal. You must provide an alarm system (which can operate even if the main electricity supply fails) to warn you if the ventilation system fails.
21. You must thoroughly inspect the ventilation back-up system at least once every seven days and test each alarm system at least once every seven days to check that they work. If you find any faults (whether at inspection or at any other time), you must put them right immediately. If you have an audible alarm, you must respect the requirement relating to exposure of pigs to noise in SMR 17, paragraph 64.

### **Feed, water and other substances**

22. You must feed your animals a wholesome diet which is appropriate to their age and species. They must receive enough food to keep them healthy, meet their nutritional needs and promote a positive state of well-being.

23. You must give all animals access to feed at intervals appropriate to their biological needs (and, in any case, at least once a day). This applies unless a vet has told you otherwise. (Specific requirements for calves are detailed in SMR 16, paragraph 46.)
24. Either you must give all animals access to a suitable water supply and enough fresh drinking water each day or they must be able to get enough fluid in another way. (Specific requirements for pigs are detailed in SMR 17, paragraph 68.)
25. You must not give your animals food or liquid in a manner, or containing any substance, which may cause them unnecessary suffering or injury.
26. You must design, build, place and maintain feeding and watering equipment so that you minimise any contamination of food and water and the harmful effects of competition between animals.
27. You must not administer any substance which is harmful to your animals' health and welfare, apart from those given on the advice of a vet for treatment or preventative reasons.

### **Mutilations and interventions**

28. The general rule is that you should not carry out mutilations and interventions on your animals. However, some procedures may be justified because of the overall welfare benefit they provide. Appendix 3 lists the procedures which are allowed and the conditions attached to some of them, such as the age at which they may be carried out or the requirement for anaesthetic. These 'permitted procedures' may only be carried out under hygienic conditions by:
  - a vet; or
  - a person who is legally allowed, has been trained in line with the appropriate laws and is experienced in carrying out the procedures.

(The specific requirements about mutilations and interventions as they apply to pigs are detailed in SMR 17, paragraphs 69 to 72.)
29. You should note that for cross compliance purposes any mutilation or intervention that is not a permitted procedure will be classed as an 'intentional' cross compliance breach. Permitted procedures that have not been carried out correctly may also be considered as 'intentional', depending on the requirements that have been breached.

### **Breeding procedures**

30. You must not carry out natural or artificial breeding or breeding procedures which cause, or are likely to cause, suffering or injury to any of your animals, such as inappropriate mating with an immature or unsuitably sized female. This does not prevent you from using

natural or artificial breeding procedures that are likely to cause minimal or momentary suffering or injury, or that might require interventions which would not cause lasting injury. You can continue using procedures that are currently allowed under existing law.

31. You must not keep animals for farming purposes unless it can reasonably be expected, on the basis of the normal genetic and physical characteristics of their breed, that you can keep them without any negative effects on their health or welfare.

## **SMR 16 Welfare of calves**

32. The following requirements apply to keepers of calves. They apply in addition to those requirements listed in SMR 18. 'Calf' means any bovine animal up to six months old, including those reared outdoors.

### **Inspection**

33. You must inspect all housed calves at least twice a day. If you keep calves outside, you must inspect them at least once a day, to check that they are in a good state of well-being.

### **Freedom of movement**

34. Each of your calves must be able to stand up, turn around, lie down, rest and groom itself without difficulty.
35. You must not tether your calves. The only exception to this requirement is that you may tether group-housed calves, for up to one hour, when you are feeding them milk or milk substitute.
36. These tethers must not cause pain or injury to your calves. You must regularly inspect the tethers and adjust them if necessary to make sure they are a comfortable fit. Each tether must avoid the risk of strangulation, pain or injury and allow your calf to lie down, rest, stand up and groom itself without difficulty.
37. You must not muzzle your calves.

### **Accommodation, environment and equipment**

38. You must not keep a calf in an individual stall or pen after the age of eight weeks unless a vet says that its health or behaviour means it needs to be isolated to receive treatment. If necessary, you must isolate sick or injured calves in suitable accommodation with dry comfortable bedding.
39. The width of any individual stall or pen for your calf must be at least equal to the height of the calf at the withers, measured in the standing position. The length must be at least equal to the body length of your calf – measured from the tip of the nose to the rear of the pin bone (*tuber ischii*) – multiplied by 1.1.

40. Individual stalls or pens for your calves (except for those isolating sick animals) must have perforated walls which allow your calves to have direct visual and physical contact with each other. Open-fronted pens which have solid side walls do not satisfy this requirement.
41. If you keep calves in groups, the unobstructed floor space you must allow for each calf must be:
  - at least 1.5 square metres for each calf with a live weight of less than 150kg;
  - at least 2 square metres for each calf with a live weight of between 150 and 200kg; and
  - at least 3 square metres for each calf with a live weight of 200kg or more.
42. If you keep your calves in a building, the floors must be:
  - smooth but not slippery, so as to prevent injury to the calves;
  - designed so they do not cause injury or suffering to calves standing or lying on them;
  - suitable for the size and weight of the calves; and
  - rigid, even and stable.

Wholly slatted floors are unacceptable.

43. You must keep all housed calves (including those you keep in hutches or temporary structures) on a lying area, or at all times give them access to one. This area must be clean, comfortable, well-drained and well-maintained with dry bedding. It must not affect the calves in any negative way. You must give all calves appropriate bedding.
44. If you keep your calves in an artificially lit building, you must provide artificial lighting for a period which is at least equal to the period of natural light normally available between 9am and 5pm.
45. You must properly clean and disinfect housing, stalls, pens, equipment and utensils used for your calves to prevent cross-infection and the build-up of disease-carrying organisms. You must remove dung, urine and leftover food as often as necessary to reduce smells (as far as possible), and to avoid attracting flies or rodents.

### **Feed, water and other substances**

46. You must feed all weaned calves at least twice a day.
47. If you keep your calves housed in a group and they do not have continuous access to feed, or are not fed by an automatic feeding system, you must make sure each calf has access to food at the same time as the others in the feeding group.

48. As well as the general requirements for providing drinking water in SMR 18, you must give your calves fresh drinking water at all times in hot weather conditions or when they are ill.
49. You must give all calves food which contains enough iron to make sure they have a blood haemoglobin level of at least 4.5 mmol/litre.
50. You must provide a minimum daily ration of fibrous food for each calf over two weeks old. You must then increase the quantity in line with the growth of your calf from at least 100g at two weeks old to at least 250g at 20 weeks old.
51. You must make sure that each calf receives bovine colostrum as soon as possible after it is born. This must be within the first six hours of life.

## **SMR 17 Welfare of pigs**

52. The following requirements apply to keepers of pigs. They apply in addition to those requirements listed in SMR 18. Relevant definitions are:
  - Pig – an animal of the porcine species of any age, kept for breeding or fattening.
  - Boar – a male pig after puberty, intended for breeding.
  - Gilt – a female pig intended for breeding, after puberty and before farrowing.
  - Sow – a female pig after the first farrowing.
  - Piglet – a pig from birth to weaning.
  - Weaner – a pig from weaning to the age of ten weeks.
  - Rearing pig – a pig from ten weeks until slaughter or service.

### **Freedom of movement**

53. Your pigs must be free to turn round without difficulty at all times, including while tethered, where tethering is allowed. To meet this requirement we give the minimum sizes for stalls in paragraphs 58 to 59 below.
54. You can only tether pigs for veterinary purposes. You must not tether them at any other time.
55. These tethers must not cause pain or injury to your pigs. You must regularly inspect the tethers and adjust them if necessary to make sure they are a comfortable fit. Each tether must avoid the risk of strangulation, pain or injury and allow your pig to lie down, rest, stand up and groom itself without difficulty.

## Accommodation, environment and equipment

56. You must make sure the accommodation for your pigs allows each pig to:
- stand up, lie down and rest without difficulty;
  - have a clean, comfortable and adequately drained place in which it can rest (including making sure that any bedding is clean, dry and not harmful to the pigs);
  - see other pigs (unless the pig is isolated for farrowing or for veterinary reasons);
  - maintain a comfortable temperature. This means that you cannot keep them in the high-temperature or high-humidity environment that is known as the 'sweat box system'; and
  - have enough space to allow all the pigs to lie down at the same time.
57. You must provide piglets with a source of heat and a dry and comfortable lying area away from the sow where all of them can rest at the same time, if this is necessary to meet the requirements in paragraph 56.
58. So that your pigs can turn around at all times, stalls or pens used for holding individual pigs must be of the following measurements:
- The inside area must be at least the square of the length of the pig.
  - No side inside the stall must be less than 75% of the length of the pig.

The length of a pig is measured from the tip of its snout to the base of its tail while it is standing with its back straight.

59. The minimum stall size requirements of paragraph 58 do not apply to:
- a female pig for the period between seven days before the predicted day of her farrowing and the day on which her piglets are weaned (including any piglets fostered by her);
  - a pig kept in a stall or pen for veterinary purposes;
  - a pig kept in a stall or pen for the purposes of servicing, artificial insemination or collecting semen;
  - a pig kept in a stall or pen while it is fed;
  - a pig kept in a stall or pen for the purposes of marking, washing or weighing it;
  - a pig kept in a stall or pen while its accommodation is being cleaned; or
  - a pig kept in a stall or pen while it is waiting to be loaded for transportation.

However, the period during which you keep a pig in a stall or pen that does not meet the requirements must not be longer than necessary for that purpose.

60. The requirements for a minimum size of stall or pen also do not apply to a stall or pen that the pig can enter or leave when it wants. In this case the stall or pen must be entered from another stall or pen where the pig is normally kept and which does meet the minimum standards.
61. If you keep your pigs in a building, the floors must be:
- smooth but not slippery, so as to prevent injury to the pigs;
  - built and maintained so they do not injure the pigs standing or lying on them or cause them suffering;
  - suitable for the size and weight of the pigs; and
  - rigid, even and stable (if there is not litter).
62. If you use concrete slatted floors when keeping pigs in groups, the following measurements apply.

	<b>Maximum width of the openings</b> (millimetres)	<b>Minimum width of slats</b> (millimetres)
<b>Piglets</b>	11	50
<b>Weaners</b>	14	50
<b>Rearing pigs</b>	18	80
<b>Gilts after service and sows</b>	20	80

Please note that the flooring requirements in paragraph 62 apply only if your holding has been newly built, rebuilt or brought into use for the first time since 1 January 2003. They will apply to all holdings from 1 January 2013.

63. As well as the general requirements in SMR 18 (paragraph 17), if you keep pigs in an artificially lit building, you must provide lighting of at least 40 lux for at least eight hours each day.
64. You must not expose your pigs to constant or sudden noise. You must make sure that noise levels above 85 decibels are avoided in the part of any building where you keep your pigs.
65. To enable proper investigation and manipulation activities, you must give all pigs permanent access to a sufficient quantity of material such as straw, hay, wood, sawdust, mushroom compost, peat or a mixture of such which does not affect their health in a negative way.
66. If you keep your pigs together, you must take measures to prevent fighting which goes beyond normal behaviour. You must isolate or keep separate from the group pigs that show persistent aggression towards others or are victims of that aggression.

## Feed, water and other substances

67. If you keep your pigs housed in a group and they do not have continuous access to feed, or are not fed by an automatic feeding system, you must give each pig access to the food at the same time as the others in the feeding group. (We list specific requirements for sows and gilts later in paragraph 85.)
68. As well as the general requirements for the provision of water in SMR 18, paragraph 24, you must give all pigs over two weeks old permanent access to a sufficient supply of fresh water.

## Mutilations and interventions

69. You must not carry out any procedures on your pigs that result in damage to or loss of a sensitive part of the body or which change bone structure, except for reasons of treatment or diagnosis. There are some exceptions listed below.
70. The procedures which are allowed may only be carried out under hygienic conditions by:
  - a vet; or
  - a person who is legally allowed, has been trained in line with the appropriate laws and is experienced in carrying out the procedures.
71. The procedures allowed are:
  - castration of male pigs – as long as the method used does not involve tearing tissues. If this is carried out after the pig is seven days old it must only be performed by a vet and the pig should receive prolonged pain relief for as long as needed;
  - reducing the length of boars' tusks where necessary, to prevent injuries to other animals or for safety reasons;
  - nose ringing – but rings must not be put in animals kept continuously in indoor husbandry systems; and
  - ear tagging or ear notching when carried out for identification purposes.
72. The following two procedures must not be used routinely, but only if there is evidence of any injury to sows' teats or to other pigs' ears or tails:
  - evenly reducing the corner teeth of piglets by grinding or clipping. This must take place no later than seven days of age and must leave an intact smooth surface; and
  - docking a part of the tail. If docking is carried out after the pig is seven days old, it must only be performed under anaesthetic by a vet and the pig should receive prolonged pain relief for as long as needed.

No tooth reduction or tail docking may be carried out unless you have already taken other measures to improve environmental conditions or management systems to prevent tail biting and other vices.

73. A summary of these requirements is given in the table in Appendix 3.

### **Specific requirements for boars**

74. You must place and build boar pens to allow the boars to turn round and to hear, see and smell other pigs. The pens must also contain clean resting areas and the lying area must be dry and comfortable.
75. The minimum unobstructed floor area for an adult boar must be 6 square metres. However, when boar pens are also used for natural service, the floor area must be at least 10 square metres and must be free of any obstacles.

### **Specific requirements for dry sows and gilts**

76. If necessary, you must treat pregnant gilts and sows against internal and external parasites.
77. If they are placed in farrowing crates, you must thoroughly clean pregnant sows and gilts.
78. In the week before the expected farrowing time, you must give sows and gilts enough suitable nesting material, unless this is not technically practical because of the slurry system you use.
79. During farrowing, an unobstructed area behind the sow or gilt must be available for the ease of natural or assisted farrowing.
80. If you keep sows loose in farrowing pens there must be some method of protecting the piglets, such as farrowing rails.
81. In the week before the expected farrowing time and during farrowing, you may keep sows and gilts out of sight of other pigs.
82. You must keep sows and gilts in groups except during the period between seven days before the predicted day of farrowing and the day on which the weaning of piglets (including any piglets fostered) is complete. The pen where you keep the group must have sides longer than 2.8m, except when there are fewer than six in the group. In this case the sides of the pen must be at least 2.4m long. On holdings of fewer than 10 sows, you may keep sows and gilts individually as long as their accommodation adheres to the general requirements for pig accommodation.

83. The total unobstructed floor area available to each female pig after service, when you keep them in groups, must be at least 1.64 square metres for each gilt and 2.25 square metres for each sow. When you keep these animals in groups of fewer than six, you must increase the unobstructed floor area by 10%. When you keep these animals in groups of 40 or more, you can reduce the unobstructed floor area by 10%. A part of the total floor area – equal to at least 0.95 square metres for each gilt and at least 1.3 square metres for each sow – must be continuous solid floor. Up to 15% of the total area may be for drainage openings.
84. Please note that the requirements for the size of stalls and flooring area, described in paragraphs 82 and 83, apply only if your holding has been newly built, rebuilt or brought into use for the first time since 1 January 2003. It will apply to all holdings from 1 January 2013.
85. As well as the requirements of paragraph 67, you must feed sows and gilts using a system which means each pig can get enough food even when other pigs are competing for food.
86. You must give all dry pregnant sows and gilts enough bulky or high-fibre food as well as high-energy food to satisfy their hunger and need to chew.

### **Specific requirements for piglets**

87. A part of the total floor where you keep piglets must be large enough to allow the animals to rest together at the same time and must be solid or covered with a mat, or be littered with straw or any other suitable material.
88. If you use a farrowing crate, you must give the piglets enough space to be able to be suckled without difficulty.
89. You must not wean piglets from the sow at an age of less than 28 days unless the welfare or health of the sow or piglets would otherwise be negatively affected. However, you may wean them up to seven days earlier if you move them into specialised housing which you empty and thoroughly clean and disinfect before you introduce a new group, and which is separate from housing where you keep other sows.

### Specific requirements for weaners and rearing pigs

90. The unobstructed floor area available to each weaner or rearing pig reared in a group must be at least as indicated below.

<b>Average weight of pigs in the group (kilograms)</b>	<b>Minimum unobstructed floor area (square metres)</b>
10 or less	0.15
Greater than 10 but less than or equal to 20	0.20
Greater than 20 but less than or equal to 30	0.30
Greater than 30 but less than or equal to 50	0.40
Greater than 50 but less than or equal to 85	0.55
Greater than 85 but less than or equal to 110	0.65
Greater than 110	1.00

91. You must place pigs in groups as soon as possible after weaning. You must keep them in stable groups with as little mixing as possible.
92. If you have to mix pigs who are unfamiliar with one another, you should do this at as young an age as possible, preferably before or up to one week after weaning. When you mix pigs you must give them enough opportunities to escape and hide from other pigs they are not familiar with.
93. Tranquillising medication must not be used on pigs to help with mixing unless there are exceptional conditions and only after you have consulted a vet.

## D. Amendments to cross compliance standards

### GAEC 1 Soil management and protection – general requirements


94. The text below replaces paragraphs 33 and 34 of the Handbook. The new paragraphs incorporate a small number of changes to rules about the implementation of your Soil Protection Review (SPR), its updating and the rules for those who have to complete their first SPR in 2007 or later. The text below sets out these changes.

H33. If you claimed SPS in 2006 and had land above the 0.3 hectare threshold (excluding common land), you must:

- already have an SPR in place to cover all your land except common land (if you have not yet done this, you are advised to do so immediately);
- begin implementing the measures identified as soon as is practicable after 1 January 2007; and
- update your SPR:
  - at least once in 2007 and in each subsequent calendar year;
  - as soon as is practicable where it becomes clear that the measures you chose are not working; or
  - as soon as is practicable where you add additional land to your holding or where your management systems or cropping practices change.

H34. If you are required to prepare an SPR for the first time in 2007 (or in a later year) because you are a new entrant to SPS, enter into a relevant commitment under the Rural Development Regulation, or your holding is now greater than 0.3 hectares, you must:

- complete an SPR (as explained in the first bullet point of paragraph 33) by 1 September of that calendar year (or of the following year where your obligation arises after 1 September of that year);
- begin implementing the measures identified from 1 January of the calendar year after the SPR is produced; and
- update your SPR as explained in the third bullet point of paragraph 33, beginning in the year after you complete it.



Replaces text in  
Cross Compliance  
Handbook


H34a. You must take into account the *Cross Compliance Guidance for Soil Management 2006 edition* (or its future replacement) when completing your SPR. You should also use a similar format to the template provided with the guidance. It is no longer a condition of cross compliance that you retain this guidance, but we expect that you will find it useful to do so. Please also note that clarification of the meaning of 'natural' and 'semi-natural' land (covered on page 25 of the SPR), is provided at paragraph 100 of this supplement.

H34b. Defra or the RPA may give you specific guidance or directions relating to your holding and your SPR. You should take this specific guidance into account when completing, updating and implementing your SPR, and you must comply with the directions.

## GAEC 2 Post-harvest management of land after combinable crops (from harvest to 1 March)

95. The text that follows replaces the third bullet point of paragraph 35 in the Handbook:

- The land is sown with another crop, and in normal weather within ten days of a final seedbed preparation – unless this would result in a breach of other cross compliance conditions or there are severe weather conditions, in which case sowing must commence as soon as is practicable. (This requirement does not restrict cultivation sequences to create stale seedbeds.)



Replaces text in Cross Compliance Handbook


## GAEC 5 Environmental Impact Assessment (EIA)

96. The requirements for uncultivated land and semi-natural areas have been changed following the introduction of new regulations. The key difference between the new and old regulations is the definition of a 'project'.

97. The following replaces paragraphs 44–48 of the Handbook:

### Uncultivated land and semi-natural areas

H44. This cross compliance standard provides an additional means of enforcing the Environmental Impact Assessment (Agriculture) (England) (No.2) Regulations 2006 (SI 2006/2522) as they apply to projects to increase the agricultural productivity of uncultivated land and semi-natural areas on agricultural land or land forming part of the holding that is used for agricultural activities. You can find out more about these regulations, including advice on whether they affect your land, from Natural England (see Appendix 4 of this supplement).



Replaces text in Cross Compliance Handbook

H45. There are a number of definitions relevant to this rule:

a. A 'project' means:

- the execution of construction works or other installations or schemes; or
- other interventions in the natural surroundings and landscape which increase the productivity for agriculture of uncultivated land or semi-natural areas.

b. 'Uncultivated land' is land which has not been physically or chemically cultivated (e.g. by ploughing or harrowing, or by the application of fertilisers) in the last 15 years.

c. 'Semi-natural areas' include:

- bracken;
- species-rich hay meadow;
- fen, marsh and swamp;
- bog;
- semi-natural scrub;
- dwarf shrub heath;
- wet grassland in coastal and river floodplains;
- unimproved grassland (including calcareous, acid and neutral grassland); and
- standing water and canals.

H46. The Regulations do not apply to projects which affect areas of land smaller than two hectares. However, Natural England has the power to serve 'screening notices' which mean that even on an area of land smaller than two hectares, you will have to comply with the rules explained below. You will be told by Natural England if your land is affected by a screening notice. If you have not been told about a notice, you can assume that the two-hectare threshold applies to your land. (Details of screening notices and further information can be obtained from Natural England – see Appendix 4 of this Supplement.)

H47. The following types of work are affected by the Regulations:

- ploughing and other cultivations;
- applications of pesticides, lime, fertilisers and other soil improvers;
- scrub clearance;
- land drainage; and
- filling in ditches or ponds.

H48. You must not:

- begin or carry out a project affecting an area of two or more hectares unless you have obtained permission from Natural England (see Appendix 4 of this Supplement);
- begin or carry out any uncultivated land project if a screening notice applies to that land, unless you have obtained permission from Natural England;
- breach a stop notice that has been served on you under the Regulations; or
- fail to comply with any requirement of a remediation notice served on you under the Regulations, unless you have a reasonable excuse.

In the Regulations and guidance you will see references to 'uncultivated land projects' and 'restructuring projects'. Cross compliance only applies to work on uncultivated land projects, but covers all stop notices and remediation notices.

## GAEC 6 Sites of Special Scientific Interest (SSSIs)

98. There has been a minor change to one of the requirements for GAEC 6. The Natural Environment and Rural Communities Act 2006 amended the Wildlife and Countryside Act 1981. Now, if you damage a feature of an SSSI, you will have committed an offence even if you did not know that the land was an SSSI.
99. In paragraph 53 of the Handbook, the requirement not to 'intentionally or recklessly destroy or damage any of the plants, animals, geological or other landscape features which led to the land being designated as an SSSI, or intentionally or recklessly disturb any of those animals without a reasonable excuse', is no longer prefaced by the requirement that the person does so 'knowing the land to be an SSSI'.

## GAEC 9 Overgrazing and unsuitable supplementary feeding on natural and semi-natural vegetation

100. In the Handbook and the 2006 Supplement, land with natural or semi-natural vegetation is defined as land with 'self-seeded or self-propagated vegetation characteristic of the area'. This includes but is not restricted to:

- moorland;
- unimproved grassland;
- grazed woodland or forest;
- heathland; and
- sand dunes.

If you need clarification, please contact Natural England (details in Appendix 4 of this supplement).

## SMR 1 Wild birds

101. Paragraph 128d of the Handbook has been slightly revised, following changes made by the Natural Environment and Rural Communities Act 2006. It is now replaced by:

H128. d. You must not, without reasonable excuse, intentionally or recklessly destroy or damage the protected interests of an SSSI that are also relevant to the purpose of the Special Protection Area, or disturb any protected interest fauna. (This requirement can apply to actions that take place other than on the Special Protection Area itself but which have the above consequences.)


This mirrors the change made to GAEC 6 explained in paragraphs 98 and 99 above. The change to SMR 1 also applies to SMR 5 for land in a Special Area of Conservation.

102. Paragraph 131 of the Handbook has been changed as a result of amendments to the Wildlife and Countryside Act 1981 (WCA 1981), to take into account new requirements for nesting and captive-bred birds. Please also note that from 2007 the requirements concerning the sale or purchase of game birds will not be applied for cross compliance purposes, although they remain part of domestic law.


103. The changes to paragraph 131 of the Handbook are as follows:

H131. a. You must not, except where authorised pursuant to a licence issued either generally (a 'general licence' whose terms you are following precisely) or individually (to you), under section 16 of the WCA 1981, which may override some or all of these requirements, take part in the intentional killing, injuring or taking of any wild bird; the possession of any live or dead wild bird; intentional damage to, destruction or taking of any nest while it is in use, or being built; the destruction, taking or keeping of any egg of a wild bird; or the intentional or reckless disturbance of certain birds (listed in Appendix 2a) while they are nesting (including disturbance of dependent young). These requirements also apply to captive-bred birds that have been lawfully released into the wild as part of a re-population or reintroduction programme.

The two main exceptions to this are: (i) where the relevant act was the incidental result of a lawful operation and could not reasonably have been avoided; and (ii) where the species in question is listed on Schedule 2 Part I of the WCA 1981 (see Appendix 2b in this Handbook) and the bird is killed, taken, or injured in the course of an attempt to kill it outside of the close season for that species.



Replaces text in  
Cross Compliance  
Handbook



Replaces text in  
Cross Compliance  
Handbook

- b. You must not kill or take game birds during the close season for that bird species (see Appendix 2c).
- c. You must not use the prohibited means of killing or taking wild birds listed at section 5 of the WCA 1981 unless you have authority to do so (under section of the 16 WCA 1981 – see above).
- d. You must not, at any time of year (except where authorised, pursuant to a licence issued under section 16 of the WCA 1981), take, damage or destroy the nest of a wild bird species listed on a new Schedule ZA1 to the WCA 1981 – namely golden eagle, white-tailed eagle and osprey. This does not apply where the relevant act was the incidental result of a lawful operation and could not reasonably have been avoided.

## SMR 4 Nitrate Vulnerable Zones

104. Under the current Action Programme, from 19 December 2006 the whole farm organic manure nitrogen loading limit in relation to non-grass crops in Nitrate Vulnerable Zones (NVZs) will be lowered from 210kg per hectare to 170kg per hectare. Changes to the current Action Programme are due to be made in 2007, in the light of the review which is underway. Until those changes come into force, you should follow the rules set out in the Handbook, as modified by the changes below.

### Whole farm organic manure loading


The following replaces paragraph 149 of the Handbook:

H149. You must limit the amount of organic manure nitrogen applied to land averaged over the whole farmed area each year to:

- 250kg total N per hectare for grassland in any NVZ; or
- 170kg total N per hectare for non-grass crops in any NVZ (this provision applies from 19 December 2006 under the current Action Programme).

The whole farm organic loading limit includes both manure applied to land and manure dropped by animals during grazing. It also includes organic manure imported onto the farm.


Manure applied to land includes that which is either spread onto the land, placed below the surface or mixed into the surface of the land.



Replaces text in  
Cross Compliance  
Handbook

## Closed periods


The first sentence of paragraph 154 of the Handbook is replaced with the following:



Replaces text in  
Cross Compliance  
Handbook

**H154. Do not apply organic manures or manufactured N fertiliser during the closed periods.**

In relation to the closed period for all soil types in the table in paragraph 154 of the Handbook, the following wording is added:




Replaces text in  
Cross Compliance  
Handbook

**H154. By way of an exception, manufactured N fertilisers may be spread during the closed period shown above where the nitrogen requirements of the crop during that period can only be met by applying fertiliser (taking into account the characteristics of the crop and soil).**

## Crop requirement limit

We are able to clarify what farmers need to take into account when deciding how much N fertiliser they can apply. The following replaces paragraph 155 of the Handbook:




Replaces text in  
Cross Compliance  
Handbook

**H155. Do not apply more N fertiliser than a crop requires, taking account of crop uptake and making full allowance for the nitrogen available from soil organic matter, previous crop residues and from applications of organic manures.**

## Storage

The following replaces paragraph 158 of the Handbook:



Replaces text in  
Cross Compliance  
Handbook

**H158. There must be sufficient slurry storage facilities (or alternative arrangements) in place to exceed the capacity required to store livestock manure produced during the closed period – when the spreading of livestock slurries, poultry manures and liquid digested sewage sludge onto sandy and shallow soil types is prohibited.**

## SMR 8a Animal identification and registration – sheep and goats

105. The following new paragraph is inserted after paragraph 176 of the Handbook:

H176a. The detailed requirements are expected to be subject to some minor changes as of 1 December 2006. The amended requirements are expected to:

- make it clear that farmers have 28 days (or until the animal leaves the holding – whichever is the earlier) to replace lost tags from the date of noticing their loss; and
- require sheep and goats for third country or intra-community trade to have two identical holding of birth tags (x tags will no longer be acceptable). Farmers have recently been consulted on the draft legal provisions, and for full details of the changes they should look at the letter that will be sent out by Defra in late November 2006.

106. Paragraph 177 of the Handbook is amended so that '30 April 2006' is replaced with '30 June 2007'.


## SMR 11 Food and feed law

107. Under the subheading 'Traceability', the following text should be added to the end of paragraph 12 of the 2006 Supplement as clarification:

This requirement applies only when your customer is another business. You do not need to identify individual customers to whom you have supplied products, e.g. through farm gate sales or at farmers' markets.

107a. Under the section on 'Hygiene of foodstuffs and feed hygiene', the following clarification is added to paragraph 14 of the 2006 Supplement:

While this legislation applies to the primary production of food, it does not apply to the direct supply, by the producer, of small quantities of primary products to the final consumer, such as farm gate or farm shop sales, nor to local retail establishments directly supplying the final consumer, such as farmers' markets.



Replaces text in  
Cross Compliance  
Handbook

## E. Additional information about cross compliance

### Your responsibilities for actions of others

108. For the purposes of cross compliance, you will be held responsible for actions or omissions which breach the cross compliance requirements where:
- a. they were committed by you; or
  - b. they were committed by someone acting with your consent (whether given expressly or implicitly, i.e. by your action or inaction); and
  - c. at the time a breach is found you are in charge of the holding, area, production unit or animal concerned.
109. You will therefore be regarded as responsible for acts of others – such as the owner of the land, family members, employees, and contractors who are on your land with your consent – unless you can show that you should not be held responsible for their actions. Please note that it is important to ensure you have sufficient control over the land on which you claim SPS. See the latest edition of the *Single Payment Scheme Handbook and Guidance* for further information.
110. You will be held responsible for acts of statutory bodies where they required your consent for their action and you permit them to carry out an action which amounts to a non-compliance.
111. If you take charge of a holding, area, production unit or animal after a non-compliance has begun, you will be liable for it, even if you did not actually commit the non-compliance by act or omission. This applies if you could reasonably have detected the non-compliance and could have terminated it, but failed to do so.

### Landowners and graziers

112. The specific responsibilities of landowners and graziers with regard to livestock are set out in paragraphs 164 to 177 of the Handbook and in this supplement (under Sections B and D, paragraph 105) and replace the text in the *Cross Compliance Handbook for England 2006 edition supplement*. The paragraphs below clarify who has responsibility for different elements of these requirements.

### **Sheep, goats and pigs (SMRs 6 and 8a)**

113. The responsibility for ensuring compliance in relation to sheep, goats and pigs lies with the keeper, defined as the person with day-to-day responsibility for the animals. In some cases, this will be the landowner and not the owner of the animals. It is therefore important that claimants are clear where this responsibility lies. Verification of responsibility may be sought by inspectors.
114. Landowners should note that where they provide land for grazing but are not keepers of animals, they will not be liable for breaches of SMRs 6 and 8a (or SMRs 16–18), but they will be liable for all other cross compliance standards on their holding (which includes the land being grazed).
115. Further information on pig, sheep and goat identification and tracing can be found on the Defra website, your local Animal Health Divisional Office, or your local trading standards office (see Appendix 4 of the Handbook).

### **Cattle (SMRs 7 and 8)**

116. The responsibility for ensuring compliance in relation to cattle under SMRs 7 and 8 lies with the keeper. In this case the keeper is normally the person registered on the Cattle Tracing System (CTS).
117. The keeper will be liable for all animals that are, or should be, registered to them on CTS. Landowners should note that where they provide land for grazing but are not required to become the registered keeper of the animals (due to a valid CTS link being in place) they will not be liable for breaches of SMRs 7 and 8 (or SMRs 16–18), but they will be liable for all other cross compliance standards on their holding (which includes the land being grazed).
118. If you are a claimant under the SPS and have entered into any form of grazing agreement for cattle, either as landowner or grazier, and you are unsure of your requirements, then you should contact the BCMS Helpline on 0845 050 1234.
119. As set out in paragraph 111 of this supplement, if you take over keepership of animals which have not been properly identified, then you will become liable for any non-compliance. This applies if you could reasonably have detected the non-compliance and could have terminated it, but failed to do so.

### **Animal welfare (SMRs 16–18)**

120. Responsibility for these requirements lies with the keeper (the person with day-to-day responsibility) and the owner of the animal(s).

## Incorporation of cross compliance into rural development schemes (e.g. Agri-Environment Schemes)

121. From 1 January 2007, cross compliance will also apply to farmers who enter into new commitments under land-based schemes or measures including:
- Environmental Stewardship (ELS, OELS and HLS);
  - HFA;
  - the new Energy Crops scheme; and
  - the English Woodland Grants Scheme.
122. Additional cross compliance requirements will apply to Environmental Stewardship. These relate to fertilisers and plant protection product use. Details of these will be available in the scheme literature.
123. These schemes will be inspected for cross compliance purposes. Any adverse findings from these inspections will be taken into account in calculating rural development payments. Where breaches are found, this may also impact on your SPS and other direct payments (including nuts, energy crops and protein crops).

## Organisational changes in 2007

### Natural England

124. A new organisation – Natural England – has been created by bringing together English Nature with the landscape, access and recreation elements of the Countryside Agency (CA) and the environmental land management functions of the Rural Development Service (RDS).

Where you would previously have contacted English Nature, the RDS or the CA, you should now contact Natural England. Offices and contacts have not changed: you should continue to use the contact details (including telephone numbers) that you already have. Full contact details of the offices can be found on the website, or by contacting Natural England:

Natural England  
Northminster House  
Peterborough PE1 1UA

Tel: 0845 600 3078  
Fax: 01733 455103

E-mail: [enquiries@naturalengland.org.uk](mailto:enquiries@naturalengland.org.uk)  
Website: [www.naturalengland.org.uk](http://www.naturalengland.org.uk)

## Inspection bodies

125. In England from 2007 there will be four inspection bodies for the different standards in cross compliance. These will be the Rural Payments Agency (RPA), the Veterinary Medicines Directorate (VMD), the State Veterinary Service and the Environment Agency.

## Inspections and payment reduction matrix

126. There are likely to be revisions to the payment reduction matrix in due course. Any changes will be published on the Defra and RPA websites as well as being notified to the farming press.

127. Where there is a significant degree of non-compliance by farmers, EC Regulations require us to increase the number of inspections.

## Support from the Whole Farm Approach

128. The Whole Farm Approach (WFA) offers farmers a series of questions and guidance for cross compliance. Completing these questions will help you to understand what you are required to do.

129. WFA also offers customers an easy-to-use electronic Soil Protection Review (SPR) questionnaire.


130. For further information on WFA please visit [www.wholefarm.defra.gov.uk](http://www.wholefarm.defra.gov.uk) or call the WFA Helpdesk – 0845 933 5577 – which is open from 9am to 5pm on weekdays.

## Derogations

### Exemptions

131. There is an addition to paragraph 32 of the Handbook on exemptions:

H32. Please ensure that any application is supported by adequate evidence, such as advice from an agronomist. Photographic evidence or explanatory diagrams could also support your application.



Replaces text in  
Cross Compliance  
Handbook

## F. Future changes to legislation

132. We expect that further changes to legislation will be made in 2007. The amendments listed below are the expected changes, but as they will require parliamentary approval we cannot confirm that they will be made:

### **GAEC 10 Heather and grass burning**

133. The Heather and Grass etc (Burning) Regulations and Code are currently under review. It is expected that details of the new regulations will be published in spring 2007, before they come into force from 1 October 2007. They will be published, along with the modernised Code, on the Defra and RPA websites and notified to the farming press.

### **GAEC 11 Control of weeds**

134. A review of species listed on Schedule 9 to the Wildlife and Countryside Act is being undertaken. Any changes are expected to be made by April 2007 and will be published on the Defra and RPA websites, and notified to the farming press.

### **GAEC 15 Hedgerows Regulations**

135. Changes to the Hedgerows Regulations are expected during 2007 and will be published on the Defra and RPA websites, and notified to the farming press.

### **SMR 4 NVZ Action Programme measures**

136. You will need to comply with the changes that are expected to the NVZ Action Programme in 2007. The revisions will be published in the farming press and on the Defra website, and guidance will be made available.

### **SMR 5 Habitats Regulations**

137. Amendments to the Habitats Regulations in respect of European protected species are due to come into force in the first quarter of 2007 and will be published on the Defra and RPA websites and notified to the farming press.

### **SMRs 7 and 8 Cattle identification**

138. New Cattle Identification Regulations are expected in April 2007. We will advise you of any relevant changes via a mailshot and the Defra website, and notify the farming press.

## G. Appendices

### Appendix 1. List of Statutory Management Requirements

This table lists the Statutory Management Requirements referred to in Articles 3 and 4 of Council Regulation 1782/03. Generally, amendments to legislation have not been listed. However, you should note that the legislation will apply as amended.

The listings below replace the equivalent listings in Appendix 1 of the 2006 Handbook.

SMR	Directive or Regulation	Articles	Domestic provisions
Public, animal and plant health			
10	Council Directive 96/22/ EC concerning the prohibition on the use in stockfarming of certain substances having a hormonal or thyrostatic action and of beta-agonists (OJ L 125, 23.)	3, 4, 5, 5a, 7	Animals and Animal Products (Examination for Residues and Maximum Residue Limits) Regulations 1997 (SI 1997/1729 as last amended by SI 2006/775), regulations 4, 5, 8, 9, 10, and 25 to 28A, and Veterinary Medicines Regulations 2005 (SI 2005/2745) regulations 8(1)(a), 18 and 19.
11	Amending Regulation (EC) No. 178/2002 of the European Parliament and of the Council of 28 January 2002 laying down the general principles and requirements of food law, establishing the European Food Safety Authority and laying down procedures in matters of food safety	14, 15, 17(1), 18, 19 and 20	The detail of this EC Regulation is set out in 3 Commission Regulations which apply directly to farmers. They are Commission Regulations 852/2004, 853/2004 and 183/2005. The relevant provisions for cross-compliance purposes are those that apply to farmers.
12	Regulation 999/2001 of the European Parliament and of the Council laying down rules for the prevention, control and eradication of certain transmissible spongiform encephalopathies (OJ L 147, 31.05.2001, p1)	7, 11, 12, 13, 15	TSE No 2 Regulations 2006 (SI 2006/1288) Schedules 3-5.
13	Council Directive 2003/85/ EEC introducing Community measures for the control of foot and mouth disease. Council Directive 2003/85/EEC repeals and replaces Council Directive 1985/511 (OJ L 306, 22.11.2003, p1)	3	The Foot and Mouth Disease (England) Order 2006 (SI 2006/182), the Foot and Mouth Disease (Control of Vaccination) (England) Regulations 2006 (SI 2006/183) and the Animal Health Act 1981 (Amendment) Regulations (SI 2005/3475).

SMR	Directive or Regulation	Articles	Domestic provisions
Public, animal and plant health (continued)			
14	Council Directive 92/119/EEC introducing general Community measures for the control of certain animal diseases and specific measures relating to swine vesicular disease (OJ L 062, 15.03.1993, p69)	3	The Specified Diseases (Notification) Order 1996 (SI 1996/2628) Article 3(2). There are similar requirements for rinderpest in the Cattle Plague Order 1928 (Article 2), for swine vesicular disease in the Swine Vesicular Disease Order 1972 (Article 3(1) read with the Schedule and Article 4 of the Foot and Mouth Disease Order 1983 (SI 1983/1950)) and for African swine fever in the African Swine Fever (England) Order 2003 (SI 2003/2913) Article 4.
Public and animal health – animal health and welfare <i>[Additional to all provisions in Handbook]</i>			
16	Council Directive 91/629/EEC laying down minimum standards for the protection of calves (OJ L 340, 11.12.1991, p28)	3, 4	The Welfare of Farmed Animals (England) Regulations 2000 (SI 2000/1870), regulation 6 (with Schedule 4).
17	Council Directive 91/630/EEC laying down minimum standards for the protection of pigs (OJ L 340, 11.12.1991, p33)	3, 4(1)	The Welfare of Farmed Animals (England) Regulations 2000 (SI 2000/1870), regulation 8 (with Schedule 6). The provisions of paragraphs 19 to 26 of Schedule 6 will be revoked and replaced by the Animal Welfare Act and its secondary legislation when they come into force during 2007, but the provisions are expected to be unchanged.

SMR	Directive or Regulation	Articles	Domestic provisions
Public and animal health – animal health and welfare (continued) <i>[Additional to all provisions in Handbook]</i>			
18	Council Directive 98/58/EC concerning the protection of animals kept for farming purposes (OJ L 221, 8.8.1998, p23)	4	<p>The Welfare of Farmed Animals (England) Regulations 2000 (SI 2000/1870), regulations 2, 3 (with Schedule 1).</p> <p>Provisions specific to mutilations are currently detailed in the Docking of Pigs (Use of Anaesthetics) Order 1974 (SI 1974/798), insofar as it applies to England; the Removal of Antlers in Velvet (Anaesthetics) Order 1980 (SI 1980/685), insofar as it applies to England; the Protection of Animals (Anaesthetics) Act 1954 (Amendment) Order 1982 (SI 1982/1626), insofar as it applies to England; the Welfare of Livestock (Prohibited Operations) Regulations 1982 (SI 1982/1884), insofar as they apply to England; the Welfare of Livestock (Prohibited Operations) (Amendment) Regulations 1987 (SI 1987/114), insofar as they apply to England; the Protection of Animals (Anaesthetics) (Amendment) (No. 2) (England) Order 2003 (SI 2003/1328); The Welfare of Farmed Animals (England) Regulations 2000 (SI 2000/1870), paragraphs 8 and 9 of Schedule 3D and paragraphs 19 to 26 of Schedule 6; the Protection of Animals Act 1911, section 3; the Protection of Animals (Anaesthetics) Act 1954; and the Protection of Animals (Anaesthetics) Act 1964.</p> <p>These provisions will be revoked and replaced by the Animal Welfare Act and its secondary legislation when they come into force during 2007, but the provisions are expected to be unchanged.</p>

## Appendix 2. GAECs and SMRs affecting key farming activities

We have tried to identify the key GAECs and SMRs that apply to common farming activities. These help to remind you of your obligations. The following table points out the key (not all) GAECs and SMRs that apply to common farming activities:

Activity	Main Handbook and Supplement sections
Cultivation and ploughing	GAEC 1–4 – Soil requirements, H pp17–18, S07 pp19–20 GAEC 8 – Public rights of way, H pp21–22 GAEC 14 – Protection of hedgerows and watercourses, H pp27–28 SMR 1 – Wild birds, H pp32–34, S06 p11, S07 pp23–24 SMR 3 – Sewage sludge, H pp35–36, S06 pp11–12 SMR 4 – Nitrate Vulnerable Zones, S07 pp24–25 SMR 9 – Plant protection products, H pp42–44
Spraying and spreading (fertilisers and manure)	GAEC 1–3 – Soil requirements, H pp17–18, S07 pp19–20 GAEC 14 – Protection of hedgerows and watercourses, H pp27–28 SMR 3 – Sewage sludge, H pp35–36, S06 pp11–12 SMR 4 – Nitrate Vulnerable Zones, S07 pp24–25 SMR 9 – Plant protection products, H pp42–44 SMR 11 – Food and feed, H pp45–47, S06 pp3–9, S07 p26
Harvest and post-harvest activities/cultivation	GAEC 1–4 – Soil requirements, H pp17–18, S07 pp19–20 GAEC 14 – Protection of hedgerows and watercourses, H pp27–28
New projects	GAEC 5 – Environmental Impact Assessment, H pp19–20, S07 pp20–22 GAEC 6 – Sites of Special Scientific Interest, H pp20–21, S07 p22 GAEC 7 – Scheduled monuments, H p21 GAEC 13 – Stone walls, H pp26–27 GAEC 15 – Hedgerows Regulations, H pp29–30, S07 p31 GAEC 16 & 17 – Trees (felling and Tree Preservation Orders), H pp30–31 SMR 1 – Wild birds, H pp32–34, S06 p11, S07 pp23–24 SMR 5 – Habitats Regulations, H pp38–39, S07 p31
Animal care and movement	SMR 2 – Groundwater, H p35 SMR 4 – Nitrate Vulnerable Zones, S07 pp24–25 SMR 3 – Sewage sludge, H pp35–36, S06 pp11–12 SMR 6 – Animal identification and registration – pigs, H pp39–40 SMR 7 & 8 – Cattle identification, H pp40–41, SMR 8a – Animal identification and registration – sheep and goats, H pp41–42, S07 p26 SMR 11 – Food and feed, H pp45–47, S06 pp3–9, S07 p26 SMR 16–18 – Animal health and welfare, S07 pp6–18
Animal health, welfare and food safety	SMR 10 – Restrictions on the use of substances, H pp44–45 SMR 11 – Food and feed, H pp45–47, S06 pp3–9, S07 p26 SMR 12–15 – Prevention and control of animal diseases, H pp47–49, S06 pp12–14 SMR 16–18 – Animal health and welfare, S07 pp6–18

<b>Activity</b>	<b>Main Handbook and Supplement sections</b>
Grazing	GAEC 9 – Overgrazing, H pp22–23, S07 pp22–23 SMR 3 – Sewage sludge, H pp35–36, S06 pp11–12 SMR 4 – Nitrate Vulnerable Zones, S07 9924–25

Key for pages: H=Handbook, S06=2006 Supplement, S07=2007 Supplement

Please note that this is only a guide to assist easy reference and not a definitive list measures, so please consult the detailed text. (For instance a new project could affect many of the GAEC or SMR standards.)

In addition there are also a number of wide-ranging standards that apply and are not included in the above table, as they do not easily fit into the specific categories.

### Appendix 3. Mutilations and interventions allowed under Statutory Management Requirements 16–18

This appendix relates to SMRs 16–18 and lists the ‘permitted procedures’ (exemptions to the general prohibition of carrying out mutilations and interventions on farmed animals) that are justified because of the overall welfare benefit that they provide. The first table lists all permitted procedures and the second table lists the specific conditions attached to some of them.

#### All procedures on farmed animals that are allowed in England (permitted procedures)

Species	Permitted procedures which do not have special requirements attached	Permitted procedures which have special requirements attached
<b>Cattle</b>	Ear notching Ear clipping Ear tagging Freeze branding Micro-chipping Tattooing Other methods of identification involving a mutilation required by law Nose ringing Removal of supernumerary teats (at less than three months)	Castration Embryo collection or transfer by a surgical method Ovum transplantation, including ovum collection, by a surgical method Vasectomy Disbudding Dehorning Removal of supernumerary teats (at more than three months)
<b>Pigs</b>	Ear notching Ear clipping Ear tagging Micro-chipping Tattooing Other methods of identification involving a mutilation required by law	Castration Vasectomy Nose ringing Tail docking Tooth reduction Tusk trimming
<b>Birds</b>	Micro-chipping Other methods of identification involving a mutilation required by law De-toeing of domestic fowl and turkeys (at three days and under) Dubbing of domestic fowl (at three days and under)	Beak trimming of poultry De-toeing of domestic fowl and turkeys (at over three days) De-snooding of turkeys Dubbing of domestic fowl (at over three days) Laparoscopy

Species	Permitted procedures which do not have special requirements attached	Permitted procedures which have special requirements attached
<b>Sheep</b>	Ear notching Ear clipping Ear tagging Micro-chipping Tattooing Other methods of identification involving a mutilation required by law Disbudding Removal of the insensitive tip of the horn	Castration Vasectomy Dehorning Tail docking
<b>Goats</b>	Ear notching Ear clipping Ear tagging Micro-chipping Tattooing Other methods of identification involving a mutilation required by law Disbudding Removal of the insensitive tip of the horn	Castration Vasectomy Dehorning
<b>Horses</b>	Freeze branding Hot branding Micro-chipping Tattooing Other methods of identification involving a mutilation required by law	Castration Vasectomy
<b>Deer</b>	Ear notching Ear clipping Ear tagging Micro-chipping Tattooing Other methods of identification involving a mutilation required by law	Vasectomy Antler removal Castration
<b>Other species</b>	Ear notching Ear clipping Tagging Micro-chipping Tattooing Other methods of identification involving a mutilation required by law	Castration Vasectomy

## Conditions for carrying out procedures

Procedure	Age of animal at which procedure may be carried out	Anaesthetic requirement for procedure at specified age	Other conditions
<b>Cattle</b>			
Castration: carried out by means of a rubber ring or other device to constrict the flow of blood to the scrotum	7 days or under	Not required	
Castration: carried out by a method other than a rubber ring or <b>other</b> device to constrict the flow of blood to the scrotum	Under 2 months	Not required	
	2 months or over	Required	
Embryo collection or transfer by a surgical method	Any age	Required	<ul style="list-style-type: none"> <li>To be carried out in accordance with the conditions set out in the Veterinary Surgery (Epidural Anaesthesia) Order 1992.</li> </ul>
Ovum transplantation, including ovum collection by a surgical method	Any age	Required	
Vasectomy	Any age	Required	
Dehorning	Any age	Required	
Disbudding: carried out by chemical cauterisation	7 days or under	Not required	
Disbudding: carried out by a method <b>other</b> than chemical cauterisation	Any age	Required	
Removal of supernumerary teats	3 months or over	Required	
<b>Pigs</b>			
Castration	7 days or under	Not required	<ul style="list-style-type: none"> <li>The method must not involve tearing of the tissues.</li> </ul>
	Over 7 days	Required	<ul style="list-style-type: none"> <li>The method must not involve tearing of the tissues.</li> <li>Prolonged analgesia must be given.</li> </ul>
Vasectomy	Any age	Required	
Nose ringing	Any age	Not required	<ul style="list-style-type: none"> <li>The pig must not be kept continuously in an indoor husbandry system.</li> </ul>

Procedure	Age of animal at which procedure may be carried out	Anaesthetic requirement for procedure at specified age	Other conditions
Tail docking	7 days or under	Not required	<ul style="list-style-type: none"> <li>• The method must involve quick and complete severance of the tail.</li> <li>• There must be evidence that injuries to sows' teats or other pigs' ears or tails have occurred.</li> <li>• Other measures to improve the environmental conditions or management systems must have been taken in order to prevent tail biting and other vices.</li> </ul>
	Over 7 days	Required	<ul style="list-style-type: none"> <li>• The method must involve quick and complete severance of the tail.</li> <li>• There must be evidence that injuries to pigs' tails have occurred.</li> <li>• Other measures to improve the environmental conditions or management systems must have been taken in order to prevent tail biting and other vices.</li> <li>• Prolonged analgesia must be given.</li> </ul>
Tooth reduction	7 days or under	Not required	<ul style="list-style-type: none"> <li>• The method must involve a uniform reduction of corner teeth by means of grinding or clipping; a smooth, intact surface must be left.</li> <li>• There must be evidence that injuries to sows' teats or other pigs' ears or tails have occurred.</li> <li>• Other measures to improve the environmental conditions or management systems must have been taken in order to prevent tail biting and other vices.</li> </ul>
Tusk trimming	Any age	Not required	<ul style="list-style-type: none"> <li>• Must only be carried out where it is necessary for the prevention of injuries to other animals, or for safety reasons.</li> </ul>

Procedure	Age of animal at which procedure may be carried out	Anaesthetic requirement for procedure at specified age	Other conditions
<b>Birds</b>			
Beak trimming of farmed poultry other than laying hens	Any age	Not required	<ul style="list-style-type: none"> <li>• Must be performed using a suitable instrument.</li> <li>• Must be performed either on both the lower and upper beaks – and not more than one third of each should be removed – or must be performed on the upper beak only, and not more than one third should be removed.</li> <li>• Any subsequent haemorrhage from the beak must be arrested by cauterisation.</li> </ul>
Beak trimming of farmed laying hens, performed before 1 January 2011	Under 10 days	Not required	<ul style="list-style-type: none"> <li>• The hens must be kept in flocks of 350 or more.</li> <li>• The procedure should be performed using a suitable instrument.</li> <li>• The procedure must be performed either on both the lower and upper beaks – and not more than one third of each should be removed – or must be performed on the upper beak only, and not more than one third should be removed.</li> <li>• Any subsequent haemorrhage from the beak must be arrested by cauterisation.</li> </ul>

Procedure	Age of animal at which procedure may be carried out	Anaesthetic requirement for procedure at specified age	Other conditions
Beak trimming of farmed laying hens, performed before 1 January 2011 (continued)	10 days or over	Not required	<ul style="list-style-type: none"> <li>• The hens must be kept in flocks of 350 or more.</li> <li>• The procedure should be performed using a suitable instrument.</li> <li>• The procedure must be performed either on both the lower and upper beaks – and not more than one third of each should be removed – or must be performed on the upper beak only, and not more than one third should be removed.</li> <li>• Any subsequent haemorrhage from the beak must be arrested by cauterisation.</li> <li>• Measures must have been taken to improve the environmental conditions or management systems in order to prevent feather pecking and cannibalism.</li> <li>• The procedure must be considered necessary by a veterinary surgeon.</li> </ul>
Beak trimming of farmed laying hens, performed after 31 December 2010	Any age	Not required	<ul style="list-style-type: none"> <li>• The hens must be kept in flocks of 350 or more.</li> <li>• The procedure must be performed using a suitable instrument.</li> <li>• The procedure must be performed either on both the lower and upper beaks – and not more than one third of each is removed – or on the upper beak only, and not more than one third is removed.</li> <li>• Any subsequent haemorrhage from the beak is arrested by cauterisation.</li> <li>• Measures must have been taken to improve the environmental conditions or management systems in order to prevent feather pecking and cannibalism.</li> <li>• The procedure must be considered necessary by a veterinary surgeon.</li> </ul>

<b>Procedure</b>	<b>Age of animal at which procedure may be carried out</b>	<b>Anaesthetic requirement for procedure at specified age</b>	<b>Other conditions</b>
De-snooding of turkeys	21 days or under	Not required	<ul style="list-style-type: none"> <li>To be carried out either by manual pinching-out or with a suitable instrument.</li> </ul>
De-toeing of domestic fowl and turkeys	Over 3 days	Required	<ul style="list-style-type: none"> <li>Must be considered necessary by a veterinary surgeon.</li> </ul>
Dubbing of domestic fowl	Over 3 days	Required	<ul style="list-style-type: none"> <li>Must be considered necessary by a veterinary surgeon.</li> </ul>
Laparoscopy	Any age	Required	
<b>Sheep</b>			
Castration: carried out by means of a rubber ring or other device to constrict the flow of blood to the scrotum	7 days or under	Not required	
Castration: carried out by a method <b>other</b> than a rubber ring or other device to constrict the flow of blood to the scrotum	Under 3 months	Not required	
	3 months or over	Required	
Vasectomy	Any age	Required	
Dehorning	Any age	Required	
Tail docking: carried out by means of a rubber ring or other device to constrict the flow of blood to the tail	7 days or under	Not required	<ul style="list-style-type: none"> <li>Sufficient tail must be retained to cover the vulva of a female sheep or the anus of a male sheep.</li> </ul>
Tail docking: carried out <b>other</b> than by means of a rubber ring or other device to constrict the flow of blood to the tail	Any age	Required	<ul style="list-style-type: none"> <li>Sufficient tail must be retained to cover the vulva of a female sheep or the anus of a male sheep.</li> </ul>
<b>Goats</b>			
Castration: carried out by means of a rubber ring or other device to constrict the flow of blood to the scrotum	7 days or under	Not required	
Castration: carried out by a method <b>other</b> than a rubber ring or other device to constrict the flow of blood to the scrotum	Under 2 months	Not required	

<b>Procedure</b>	<b>Age of animal at which procedure may be carried out</b>	<b>Anaesthetic requirement for procedure at specified age</b>	<b>Other conditions</b>
Castration: carried out by a method <b>other</b> than a rubber ring or other device to constrict the flow of blood to the scrotum (continued)	2 months or over	Required	
Vasectomy	Any age	Required	
Dehorning	Any age	Required	
<b>Horses</b>			
Castration	Any age	Required	
Vasectomy	Any age	Required	
<b>Deer</b>			
Castration	Any age	Required	
Vasectomy	Any age	Required	
Removal of antlers that are not in velvet	Any age	Not required	<ul style="list-style-type: none"> <li>• The deer must be farmed deer. (Where they are not farmed deer, they must be kept on land in the same manner as if they were farmed deer.)</li> <li>• Only the non-sensitive part of the antler should be removed.</li> </ul>
<b>Other species</b>			
Castration	Any age	Required	
Vasectomy	Any age	Required	

## Appendix 4. Useful contacts and publications

These are a few changes to publications; the remainder stay as in the 2006 Handbook (numbers from the handbook have been retained for reference).

2. Minimising water pollution from agriculture (website has been updated)  
Water Quality General  
[www.defra.gov.uk/environment/water/quality/index.htm](http://www.defra.gov.uk/environment/water/quality/index.htm)  
  
Preventing water pollution: oil storage, groundwater, sheepdip  
[www.defra.gov.uk/environment/water/ground/sheepdip/Index.htm](http://www.defra.gov.uk/environment/water/ground/sheepdip/Index.htm)
4. Farmland conservation and agri-environment schemes (website has been updated)  
[www.defra.gov.uk/farm/environment/conservation/index.htm](http://www.defra.gov.uk/farm/environment/conservation/index.htm)
6. Agricultural pesticide handling and disposal (change of address)  
[www.netregs.gov.uk/netregs/sectors/1029415/1029681/1034954/?version=1&lang=\\_e](http://www.netregs.gov.uk/netregs/sectors/1029415/1029681/1034954/?version=1&lang=_e)
8. Control of weeds (change of address)  
Code of practice on how to prevent the spread of ragwort (Defra, 2004)  
[www.defra.gov.uk/farm/wildlife/weeds/pdf/cop\\_ragwort.pdf](http://www.defra.gov.uk/farm/wildlife/weeds/pdf/cop_ragwort.pdf)  
  
Guidance on the disposal options for common ragwort (PB11050) (change of address)  
[www.defra.gov.uk/farm/wildlife/weeds/pdf/ragwort-dispose.pdf](http://www.defra.gov.uk/farm/wildlife/weeds/pdf/ragwort-dispose.pdf)  
  
Identification of injurious weeds (PB4192) (change of address)  
[www.defra.gov.uk/farm/wildlife/weeds/pdf/identify.pdf](http://www.defra.gov.uk/farm/wildlife/weeds/pdf/identify.pdf)  
[www.defra.gov.uk/farm/wildlife/weeds/index.htm](http://www.defra.gov.uk/farm/wildlife/weeds/index.htm)
9. Water Code (PB0587) – Farming: Codes of Good Agricultural Practice (change of address)  
[www.defra.gov.uk/farm/environment/cogap/index.htm](http://www.defra.gov.uk/farm/environment/cogap/index.htm)
10. The Compendium of Data Sheets for Animal Medicines (additional information)  
  
Lists nearly all UK authorised veterinary medicinal products  
[www.noahcompendium.co.uk](http://www.noahcompendium.co.uk)  
  
(Also published in book form by the National Office of Animal Health – ISBN 0 9548037 2 8. A new version is due out in January 2007.)

Rules for identifying sheep and goats	<a href="http://www.defra.gov.uk/animalh/tracing/sheep/sheepgoatsrules-idbook.pd">www.defra.gov.uk/animalh/tracing/sheep/sheepgoatsrules-idbook.pd</a>
NE EIA Unit	Block 3, Government Buildings Burghill Road Bristol BS10 6NJ  Tel: 0800 028 2140 E-mail: <a href="mailto:eia.england@ne.gov.uk">eia.england@ne.gov.uk</a>
NVZ maps	<a href="http://www.defra.gov.uk/environment/water/quality/nitrate/maps.htm">www.defra.gov.uk/environment/water/quality/nitrate/maps.htm</a>
NVZ Action Programme measures	<a href="http://www.defra.gov.uk/environment/water/quality/nitrate/default.htm">www.defra.gov.uk/environment/water/quality/nitrate/default.htm</a>
Hedgerows	<a href="http://www.defra.gov.uk/farm/environment/landscape/hedgerows.htm">www.defra.gov.uk/farm/environment/landscape/hedgerows.htm</a>
FBAS	<a href="http://www.defra.gov.uk/farm/working/advice/fbadvice/adviceservice.htm">www.defra.gov.uk/farm/working/advice/fbadvice/adviceservice.htm</a>
Veterinary Medicines Directorate	Woodham Lane New Haw, Addlestone Surrey KT15 3LS  Tel: 01932 336911 Fax: 01932 336618  E-mail: <a href="mailto:postmaster@vmd.defra.gsi.gov.uk">postmaster@vmd.defra.gsi.gov.uk</a> Website: <a href="http://www.vmd.gov.uk/home.htm">www.vmd.gov.uk/home.htm</a>
Natural England	<p>A new organisation – Natural England – has been created by bringing together English Nature with the landscape, access and recreation elements of the Countryside Agency (CA) and the environmental land management functions of the Rural Development Service (RDS).</p> <p>Where you would previously have contacted the RDS or the CA, you should now contact Natural England. Offices and contacts have not changed: you should continue to use the contact details (including telephone numbers) that you already have. Full contact details of the offices can be found on the website, or by contacting Natural England:</p> <p>Natural England Northminster House Peterborough PE1 1UA  Tel: 0845 600 3078 Fax: 01733 455103  E-mail: <a href="mailto:enquiries@naturalengland.org.uk">enquiries@naturalengland.org.uk</a> Website: <a href="http://www.naturalengland.org.uk">www.naturalengland.org.uk</a></p>

## Statutory Animal Welfare Codes

These codes can be downloaded from the Defra website ([www.defra.gov.uk/animalh/welfare/farmed/on-farm.htm#welfarecodes](http://www.defra.gov.uk/animalh/welfare/farmed/on-farm.htm#welfarecodes)) or obtained in hard copy format from Defra publications.

<b>Publication number</b>	<b>Name of code</b>
0055	Code of Recommendations for the Welfare of Livestock: Farmed deer
0076	Code of Recommendations for the Welfare of Livestock: Domestic fowl
0077	Code of Recommendations for the Welfare of Livestock: Turkeys
0079	Code of Recommendations for the Welfare of Livestock: Ducks
0080	Code of Recommendations for the Welfare of Livestock: Rabbits
0081	Code of Recommendations for the Welfare of Livestock: Goats
5162	Code of Recommendations for the Welfare of Livestock: Sheep
7274	Code of Recommendations for the Welfare of Livestock: Laying hens
7275	Code of Recommendations for the Welfare of Livestock: Meat chickens and breeding chickens
7949	Code of Recommendations for the Welfare of Livestock: Cattle
7950	Code of Recommendations for the Welfare of Livestock: Pigs

Produced by the Rural Payments Agency and the  
Department for Environment, Food and Rural Affairs

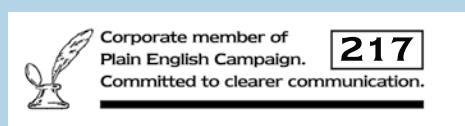
© Crown copyright 2006

PB 12276

Printed on material that contains 100% recycled fibre for  
uncoated paper and a minimum of 75% recycled fibre  
for coated paper.

[www.defra.gov.uk](http://www.defra.gov.uk)

[www.rpa.gov.uk](http://www.rpa.gov.uk)



RPA is a corporate member of the  
Plain English Campaign